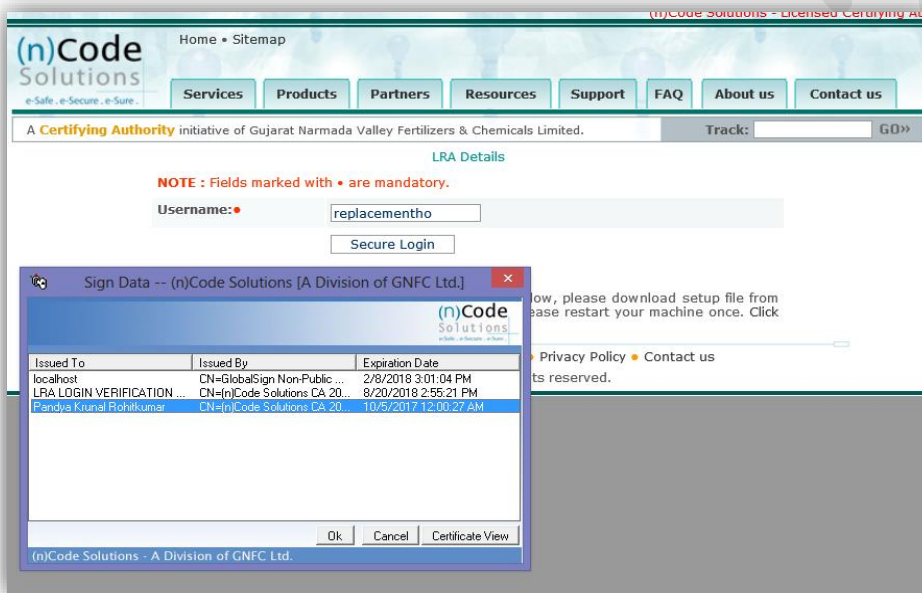


## Instructions:

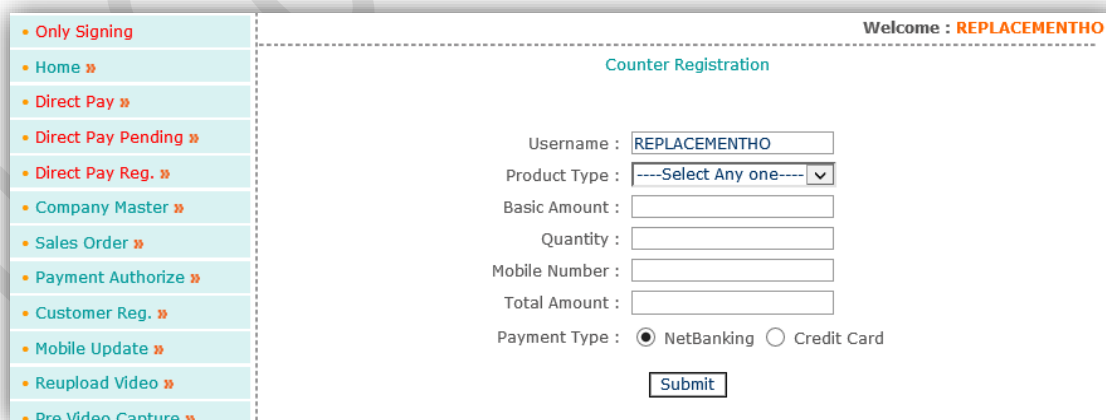
- The following option will start appearing in Dealer/Sub Dealer Logins from 1<sup>st</sup> Aug 2017
- Product Category – Individual (n21 , nRAIL)

## Registration process.

1. As usual, log-in using DSC



2. Click “Direct Pay” option in the Menu.



3. Select Product type & Insert Basic Amount of DSC, Quantity (max. 50 Qty for now), Mobile number & Select Payment Type Either Net banking or Credit card.
4. Click “Submit”

Counter Registration

Username :

Product Type :  ▼

Basic Amount :

Quantity :

Mobile Number :

Total Amount :

Payment Type :  NetBanking  Credit Card

## 5. Net Banking

210\$1\$37.8  
10\$23

Please verify above details before initiating transaction.






Transaction Type : DSC Charges

Amount Payable (Rs.) : 1



Pay Using :  Net Banking

\* Transaction charges, if any, charged by banks shall be extra through Credit Card payment option

Select Bank \* Please select only one bank

<input type="checkbox"/>  <b>AXIS BANK</b>	<input type="checkbox"/>  <b>Corporate ICICI Bank</b>	<input type="checkbox"/>  <b>personal ICICI Bank</b>
<input type="checkbox"/>  <b>kotak</b> <small>Kotak Mahindra Bank</small>	<input type="checkbox"/>  <b>भारतीय स्टेट बैंक</b> <b>State Bank of India</b> <small>With you - all the way</small>	

## 6. Credit card

9872\$7940007300\$CreditCard	
210\$1\$37.8	
10\$23	
Please verify above details before initiating transaction.	
Transaction Type :	DSC Charges
Amount Payable (Rs.) :	1
Pay Using :	<input checked="" type="radio"/> Credit Card <input type="radio"/> Net Banking
* Transaction charges, if any, charged by banks shall be extra through Credit Card payment option	
Select Bank	* Please select only one bank
<input type="checkbox"/>  ICICI Bank Payment Gateway	<input type="checkbox"/>  Axis Bank Payment Gateway
<input type="button" value="Go"/>	

## 7. Payment Gateway

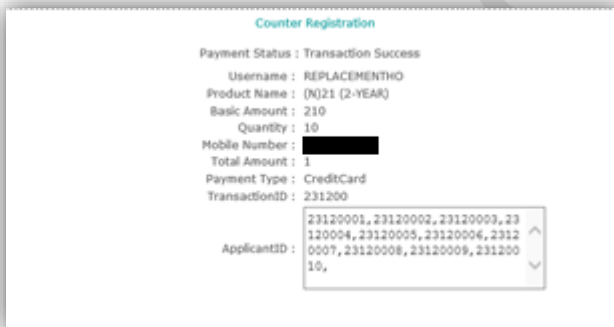


The screenshot shows the ICICI Merchant Services Payeezy payment gateway interface. At the top, it displays the ICICI Merchant Services and Payeezy logos. The amount to be paid is ₹ 1.00 INR. A security notice states: "This is a secure page which uses SSL/TLS (Secure Socket Layer/Transport Layer Security) to encrypt and securely transmit your payment data." Below this, there is a section titled "Please select payment method" with a dropdown menu. Underneath, there are logos for VISA, MasterCard, and RuPay. A "Verified by VISA" logo is also present. At the bottom of the selection area, there are "Cancel" and "Continue" buttons. The footer contains the text "First Data" and "Powered by" followed by a small logo.

8. Insert Details and click “Continue”



9. Once Transaction is completed, Unique Application ID will appear



10. Click “Direct Pay Pending”

- Only Signing
- Home »
- Direct Pay »
- **Direct Pay Pending »**
- Direct Pay Reg. »
- Company Master »
- Sales Order »
- Payment Authorize »
- Customer Reg. »

Welcome : REPLACEMENTHO

Pending Direct pay Application

NO	Username	Product	Amount	ApplicantID	Created Date
1	REPLACEMENTHO	(N)21 (2-YEAR)	0	23120002	31/07/2017
2	REPLACEMENTHO	(N)21 (2-YEAR)	0	23120003	31/07/2017
3	REPLACEMENTHO	(N)21 (2-YEAR)	0	23120004	31/07/2017
4	REPLACEMENTHO	(N)21 (2-YEAR)	0	23120005	31/07/2017
5	REPLACEMENTHO	(N)21 (2-YEAR)	0	23120006	31/07/2017
6	REPLACEMENTHO	(N)21 (2-YEAR)	0	23120007	31/07/2017
7	REPLACEMENTHO	(N)21 (2-YEAR)	0	23120008	31/07/2017
8	REPLACEMENTHO	(N)21 (2-YEAR)	0	23120009	31/07/2017
9	REPLACEMENTHO	(N)21 (2-YEAR)	0	23120010	31/07/2017

11. Click “Direct Pay Reg.”



Welcome : REPLACEMENTHO

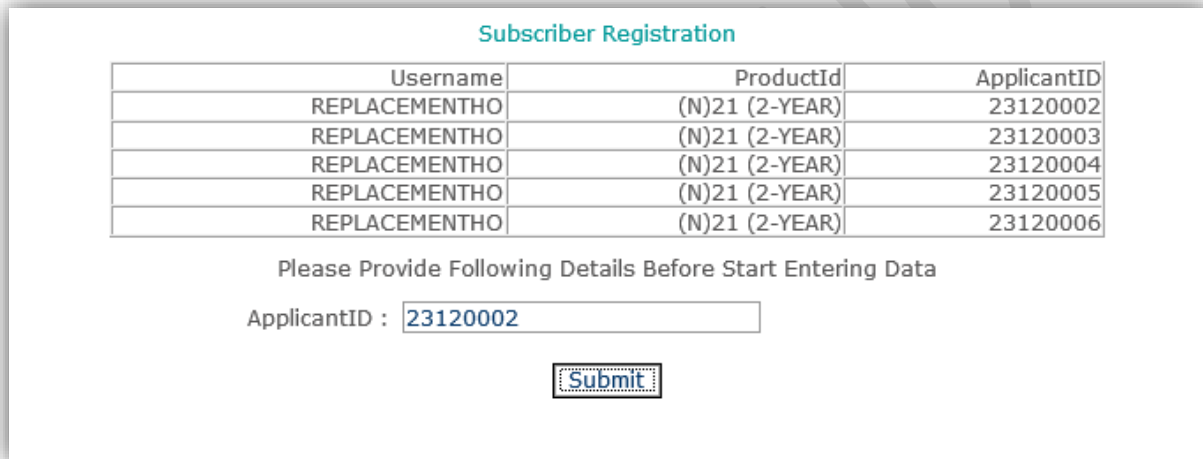
Subscriber Registration

Username	ProductId	ApplicantID
REPLACEMENTHO	(N)21 (2-YEAR)	23120001
REPLACEMENTHO	(N)21 (2-YEAR)	23120002
REPLACEMENTHO	(N)21 (2-YEAR)	23120003
REPLACEMENTHO	(N)21 (2-YEAR)	23120004
REPLACEMENTHO	(N)21 (2-YEAR)	23120005

Please Provide Following Details Before Start Entering Data

ApplicantID :

12. Insert Application ID “23120002” and Click “Submit”



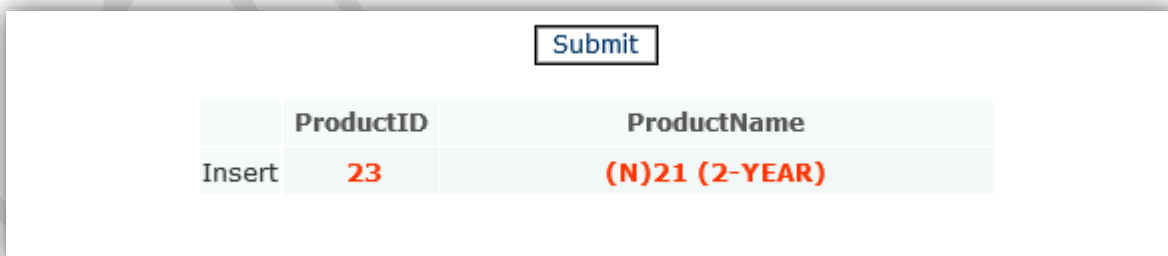
Subscriber Registration

Username	ProductId	ApplicantID
REPLACEMENTHO	(N)21 (2-YEAR)	23120002
REPLACEMENTHO	(N)21 (2-YEAR)	23120003
REPLACEMENTHO	(N)21 (2-YEAR)	23120004
REPLACEMENTHO	(N)21 (2-YEAR)	23120005
REPLACEMENTHO	(N)21 (2-YEAR)	23120006

Please Provide Following Details Before Start Entering Data

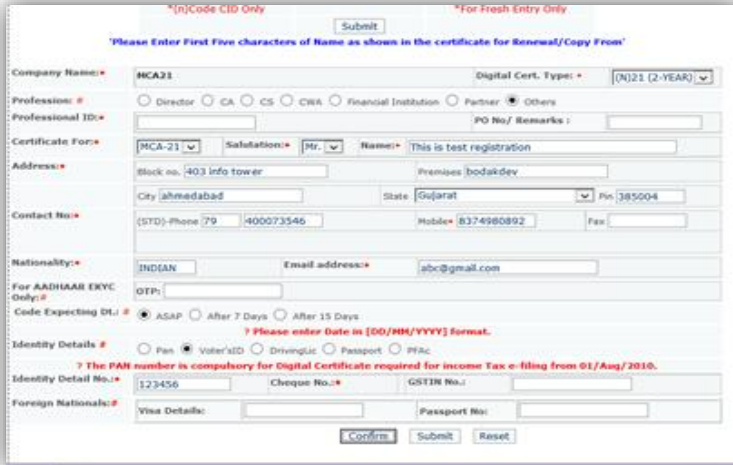
ApplicantID :

13. Select “Insert”



	ProductID	ProductName
Insert	23	(N)21 (2-YEAR)

14. Insert Customer Data as per our traditional Customer Registration & Click “Confirm & Submit”.



The screenshot shows a web form for DSC registration. It includes fields for Company Name (MCA21), Digital Cert. Type (N)21 (2-YEAR), Profession (Director, CA, CS, CWA, Financial Institution, Partner, Others), Professional ID, Certificate Form (MCA-21), Address (Block no. 403 info tower, Premises bodatdev, City ahmedabad, State Gujarat, Pin 385004), Contact No. (STD: Phone 79 400073546, Mobile 8374980892), Nationality (INDIAN), Email address (abc@gmail.com), OTP, Code Expecting DT (ASAP, After 7 Days, After 15 Days), Identity Details (Pan, Voter ID, Driving Lic, Passport, PFAC), Identity Detail No. (123456), Cheque No., GSTIN No., and Foreign Nationals (Visa Details, Passport No.). There are buttons for Confirm, Submit, and Reset.

15. You can find CID number.



The screenshot shows the confirmation page for Customer Registration. It displays the Customer Identification No. (4802367) and Certificate Type ((N)21 (2-YEAR)). It also shows LRA/ RA contact information for Priyank Pandya, including the address (301 GNFC INFOTOWER, Ahmedabad, Ahmedabad India) and contact number (07940007323). There are buttons for Add More and Print. At the bottom, there are links for About us, Repository, Sitemap, Disclaimer, Privacy Policy, and Contact us, along with the copyright notice: 2004 (n)Code Solutions. All rights reserved.