




INTERNET EXPLORER 8 SETTING

By (n) Code Solutions.



Recycle Bin, Nero MediaHub 10, WinZip, (n)Sign, Nero StartSmart 10, FastConnect, µTorrent, Nero Vision 10, ZTE HSD MODEM, Adobe Reader 8, RealPlayer, AVG Free 8.5, TeamViewer 5, Nero BackitUp 10, VLC media player, Nero Burning ROM 10, Winamp

Check whether Date and Time are appropriate or not.

Monday, August 30, 2010

August, 2010						
Su	Mo	Tu	We	Th	Fr	Sa
25	26	27	28	29	30	31
1	2	3	4	5	6	7
8	9	10	11	12	13	14
15	16	17	18	19	20	21
22	23	24	25	26	27	28
29	30	31	1	2	3	4

6:19:05 PM

Change date and time settings...

6:19 PM 8/30/2010

Browser Settings for Internet 8...

MSN India - Hotmail, News, Cricket, Bollywood, Video, Messenger, Download IE8 & More... - Windows Internet Explorer

http://in.msn.com/default.aspx

MSN India - Hotmail, News, Cricket, Bollywood, ...

Tools

- Diagnose Connection Problems...
- Reopen Last Browsing Session
- Pop-up Blocker
- Manage Add-ons
- Work Offline
- Compatibility View
- Compatibility View Settings
- Full Screen F11
- Toolbars
- Explorer Bars
- Developer Tools F12
- Suggested Sites
- Send to OneNote
- Internet Options

Open Internet Explorer and click on "Tools" -> "Internet Options".

India

News Entertainment Lifestyle Sports Video

Monday, August 30, 2010

Unique identity search at your doorstep

With two suitcases packed with gizmos, Nilekani and his team are set to distribute UID numbers

- Govt nod to Nokia as BlackBerry dithers
- Mumbai: No space for sex
- Titanic expedition captures new images of wreck

EDITOR'S PICKS

India's 'sexiest' writer!	Hamilton wins Belgian Prix	100-km long traffic jam
'We Are Family' album	Rahul Gandhi's Bengal mantra	India's Got Talent-KHOJ 2

NEWS SPORTS ENTERTAINMENT

Rakta Charitra: Theatrical Trailer


Check out 'Dil khol ke let's rock'

Biggest fixing scandal hits cricket

Humka Peeni Hai from Dabangg

Done Internet | Protected Mode: Off 100%

6:19 PM 8/30/2010



MSN India - Hotmail, News, Cricket, Bollywood, Video, Messenger, Download IE8 & More... - Windows Internet Explorer

http://in.msn.com/default.aspx

Internet Options

General Security Privacy Content Connections Programs Advanced

Select a zone to view or change security settings

Internet Local intranet Trusted sites Restricted sites

Internet

This zone is for Internet websites, except those listed in trusted and restricted zones.

Security level for this zone

Allowed levels for this zone: Medium to High

Medium-high

- Appropriate for most websites
- Prompts before downloading potentially unsafe content
- Unsigned ActiveX controls will not be downloaded

Enable Protected Mode (requires restarting Internet Explorer)

Custom level... Default level

Reset all zones to default level

Cancel Apply

Click on "Security" and select "Internet"

Unique identity so at your doorstep

With two suitcases packed with gizmos, Nilekani and his team are set to distribute UID numbers

- Govt nod to Nokia as BlackBerry dithers
- Mumbai: No space for sex
- Titanic expedition captures new images of wreck

Windows Live

POPULAR VIDEO

Rakta Charitra: Theatrical Trailer

Check out 'Dil khol ke le's rock'

Biggest fixing scandal hits cricket

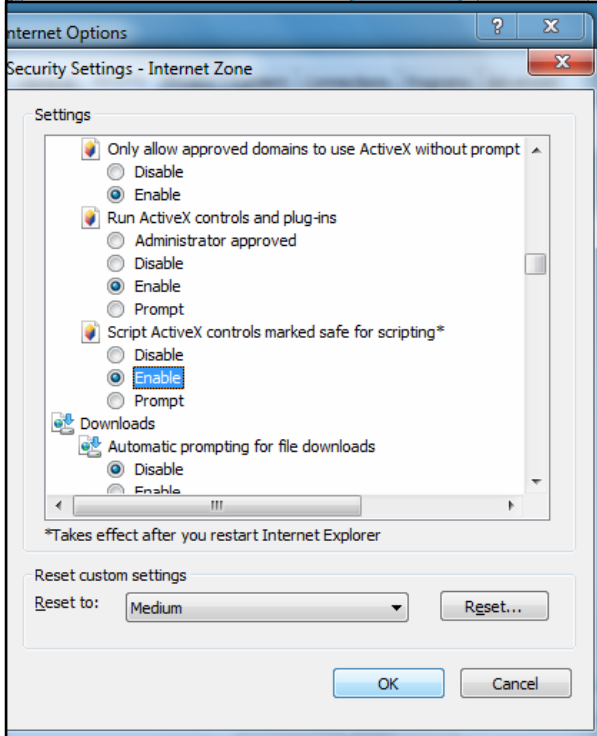
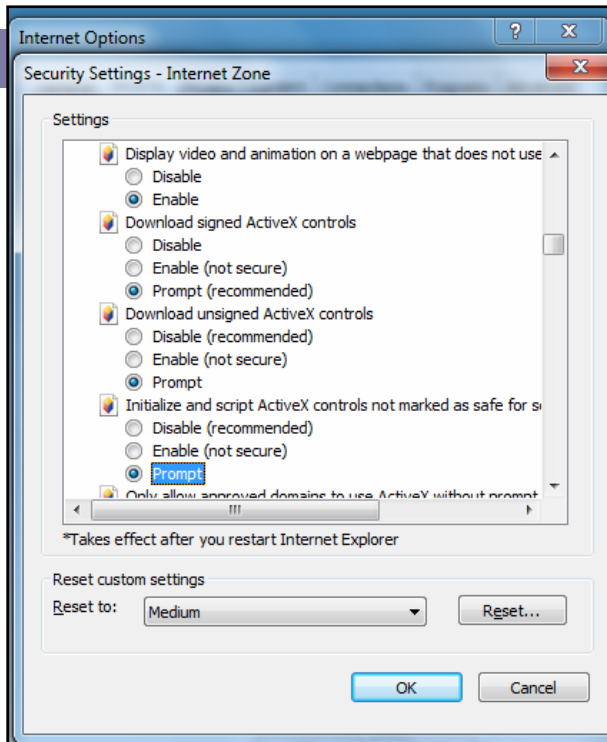
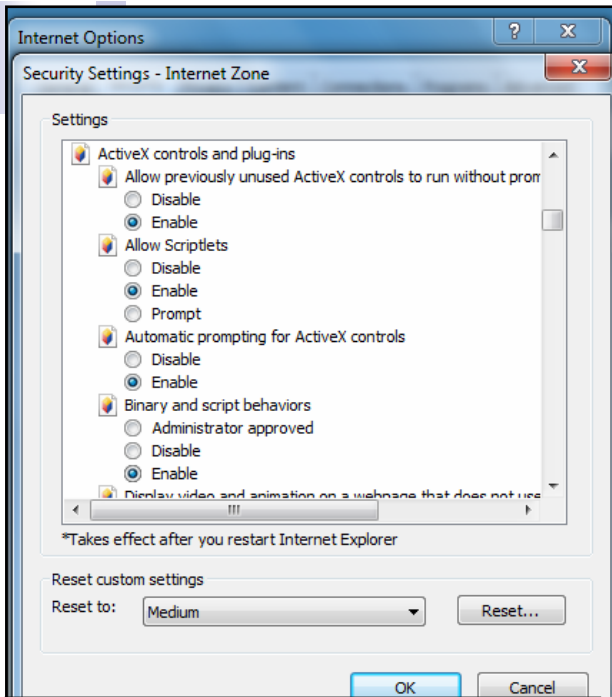
Humka Peeni Hai from Dabangg

NEWS SPORTS ENTERTAINMENT

Internet | Protected Mode: Off

6:20 PM 8/30/2010

Select "Enable Protected mode" and click on "Custom Level"



- As you click on the “Custom Level” many options will be displayed, some of which are to be set.

- Among all options only “Activex controls and plug-ins” has to set which can be seen in given three images and mention below details.

- After selecting all the options of Activex controls & plug-ins, select “Medium” in reset custom level, click on “OK and then YES”.

1. Allow previously unused Activex controls to run without prompt – **Enable**
2. Allow Scriptlets – **Enable**
3. Automatic prompting for Activex controls – **Enable**
4. Binary and script behaviors – **Enable**
5. Display video and animation on a webpage that does not use external media player – **Enable**
6. Download signed Activex controls – **Prompt**
7. Download unsigned Activex controls – **Prompt**
8. Initialize and script Activex controls not marked as safe for scripting – **Prompt**
9. Only allow approved domains to use Activex without prompt – **Enable**
10. Run Activex controls and plug-ins – **Enable**
11. Script Activex controls marked safe for scripting* - **Enable**

MSN India - Hotmail, News, Cricket, Bollywood, Video, Messenger, Download IE8 & More... - Windows Internet Explorer

http://in.msn.com/default.aspx

Internet Options

General Security Privacy Content Connections Programs Advanced

Select a zone to view or change security settings.

Internet Local intranet **Trusted sites** Restricted sites

Trusted sites

This zone contains websites that you trust not to damage your computer or your files.

Security level for this zone

Custom

Custom settings.

- To change the settings, click Custom level.
- To use the recommended settings, click Default level.

Enable Protected Mode (requires restarting Internet Explorer)

Custom level... Default level

Reset all zones to default level

Cancel Apply

After completion of settings for "Internet" in Security now select "Trusted Sites".

Select "Enable Protected mode" and click on "Custom Level"

Sign In

Search: Sumit Kohli | Shania Twain | India-Sri Lanka

Hotmail Messenger Get IE8 IGT - KHOJ 2

Level Matrimonials Jobs More

Download IE8

ADFeedback

HOTMAIL

Sign In

Windows Live

POPULAR VIDEO

Rakta Charitra: Theatrical Trailer

Check out 'Dil khol ke le's rock'

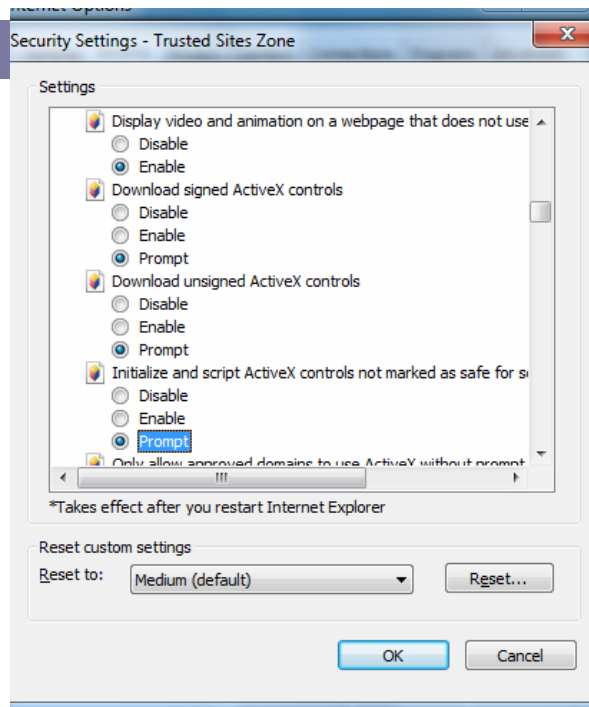
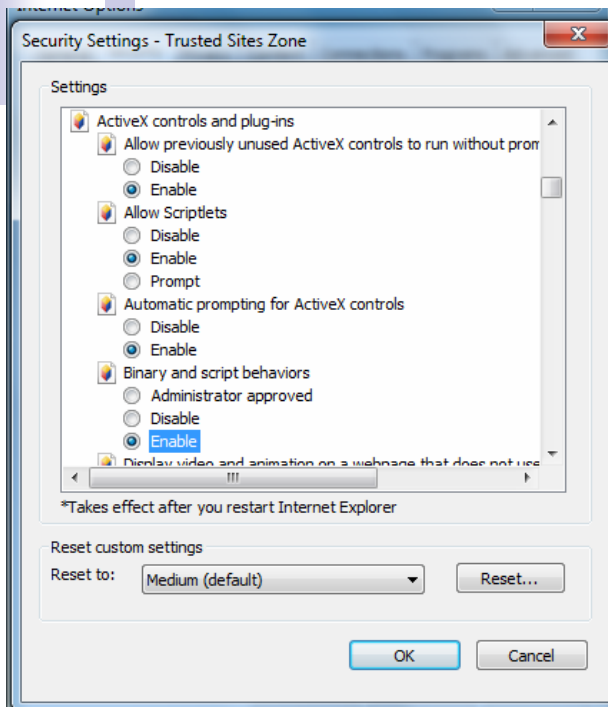
Biggest fixing scandal hits cricket

Humka Peeni Hai from Dabangg

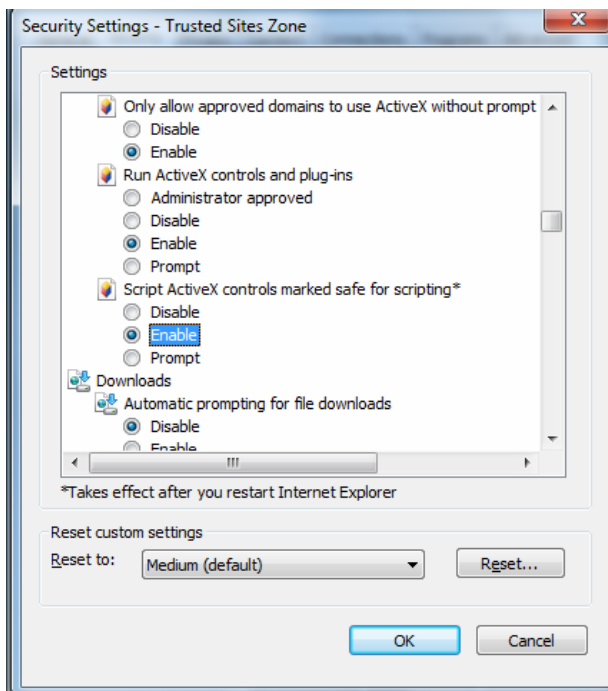
NEWS SPORTS ENTERTAINMENT

Internet | Protected Mode: Off

6:22 PM 8/30/2010



- Same settings have to be carried out which we have done before for “Internet” option.
- As you click on the “Custom Level” many options will be displayed, some of which are to be set.
- Among all options only “ActiveX controls and plug-ins” has to be set which can be seen in given three images and mention below details.
- After selecting all the options of ActiveX controls & plug-ins, select “Medium” in reset custom level, click on “OK and then YES”.



1. Allow previously unused ActiveX controls to run without prompt – **Enable**
2. Allow Scriptlets – **Enable**
3. Automatic prompting for ActiveX controls – **Enable**
4. Binary and script behaviors – **Enable**
5. Display video and animation on a webpage that does not use external media player – **Enable**
6. Download signed ActiveX controls – **Prompt**
7. Download unsigned ActiveX controls – **Prompt**
8. Initialize and script ActiveX controls not marked as safe for scripting – **Prompt**
9. Only allow approved domains to use ActiveX without prompt – **Enable**
10. Run ActiveX controls and plug-ins – **Enable**
11. Script ActiveX controls marked safe for scripting* - **Enable**

After Security setting, now click on "Privacy" and uncheck "Turn on Pop up Blocker" option. Now restart the "Internet Explorer" and start your work.

The image shows a screenshot of an Internet Explorer browser window displaying the MSN India homepage. An "Internet Options" dialog box is open, with the "Privacy" tab selected. The "Settings" section shows a slider set to "Medium". Below the slider, there are three bullet points describing the privacy level. The "Pop-up Blocker" section is visible, with the checkbox "Turn on Pop-up Blocker" checked. The "InPrivate" section has two checkboxes: "Do not collect data for use by InPrivate Filtering" (unchecked) and "Disable toolbars and extensions when InPrivate Browsing starts" (checked). The background webpage shows the MSN India search bar, navigation links like "Video", "Autos", "Green", "Money", "युवा", "Education", "Travel", "Matrimonials", "Jobs", and "More", and a main article titled "Unique identity soon at your doorstep". The system tray at the bottom shows the date and time as 6:23 PM on 8/30/2010.



THANK YOU...